

Shot Sequences from “The Ticket”

Directed by Po Chan

Cinematography by Shane Hurlbut



director of photography
SHANE HURLBUT, ASC

















































EMERGENCY

DO NOT ENTER
AMBULANCE & POLICE ONLY
ENTRADA PROHIBIDA
AMBULANCIA Y POLICIA UNICAMENTE

Public Entrance



EMERGENCY

NO DELIVERIES

EMERGENCY

DO NOT ENTER
AMBULANCE & POLICE ONLY
ENTRADA PROHIBIDA
AMBULANCIA Y POLICIA UNICAMENTE


← Public Entrance



EMERGENCY



Some Shots from the Middle ...














































SANTA MONICA
YACHT HARBOUR
SPORT FISHING
Cafes BOATS
BOAT

Cutting to near the End ...






































































684014
**ADMIT
ONE**
684014

The End



Shot Angles

- Eye Level
- Low Angle
- High Angle
- Dutch Shot
- Bavarian Shot



Eye Level



Eye Level



Low Angle



Low Angle





Low Angle



High Angle



German Shot = Deutsch Shot = Dutch Shot



Dutch Angle while using Shallow Focus



Shot Types from “The Ticket”

Directed by Po Chan

Cinematography by Shane Hurlbut

Shot Types

- Master Shot
- Wide Shot/Establishing (WS)
- Medium Wide Shot (MWS)
- Medium/Mid Shot (MS)
- Medium Close-Up (MCU)
- Close-Up (CU)
- Extreme/Extra Close-Up (ECU/XCU)
- Point of View (POV)
- Over the Shoulder (OTS)



director of photography
SHANE HURLBUT, ASC

Master Shot



Wide/Establishing Shot (WS)



Medium Wide Shot (MWS)



Medium/Mid Shot (MS)



Medium Close-Up (MCU)



Close-Up (CU)



Extreme/Extra Close-Up (ECU/XCU)



On EMMA POV from the DISPLAY WINDOW



POV from FLOOR on VINCE'S LEGS

Point of View (POV)



OTS of MANNEQUINS



Over The Shoulder (OTS)